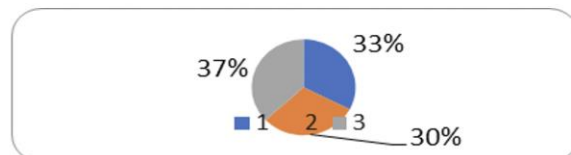
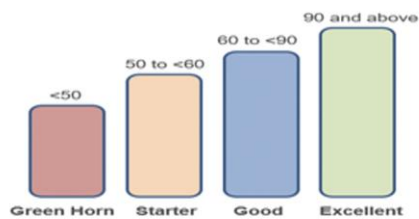


Assessment Report





Company Name	Herbal Pharm Pte Ltd
Address	8 Race Course Lane, S218735
Area (square metres)	1,560
Number of full-time staff	54
Number of operational hours per week	2,376
Electricity consumption per year (kWh)	61,695
Water consumption per year (L)	4,409
Weight of waste produced per year (kg)	3,000
Quantity of paper used per year (kg) (1 ream~2.5kg)	686

Sustainability Readiness Score

Governance	83.3%
Social	87.5%
Environment	85.0%
Overall Score	85.2%
Overall Sustainability Readiness	GOOD



Carbon Footprint

	26,523 kgCO ₂
	17 kgCO ₂ per m ²
	491 kg CO ₂ per employee
	11 kgCO ₂ per hour worked

1.0 Governance		
1	Criteria	Actual Score
1.1	Carbon Footprint Measurement Program.	1
1.2	Green Procurement Policy.	1
1.3	Energy Reduction Policy.	2
1.4	Packaging Waste Reduction Policy.	2
1.5	Water Reduction Policy.	2
1.6	Efficient Transport / Logistics Policy.	2
1.7	Top managements' involvement in the company's green strategy.	2
1.8	Implement staff education initiatives on company's green policy.	2
1.9	Is your sustainability policy formalized and applied company wide?	1
1.10	Is your company in compliance with environmental regulations i.e. RoHS, WEEE?	0
Total:		15

2.0 Social		
2	Criteria	Actual Score
2.1	Corporate Social Responsibility Program	2
2.2	Communication Environmental goals, plans and green guidelines are effectively communicated throughout the company (e.g. during meetings, new staff on-boarding programme) None = 0 Scores Either New or Existing Staff = 1 Score Both New & Existing Staff = 2 Scores	2
2.3	Feedback system is in place to facilitate gathering of opinions from staff on improving green issues.	1
2.4	Acknowledge green efforts in the office and award recognition to reinforce positive behaviours. None = 0 Scores Acknowledge Green Efforts = 1 Score Award Recognition for Green Efforts = 2 Scores	1
2.5	Participate in environmental related activities (e.g. talks, seminar, biodiversity trails and workshops) organised by third party organisations. None = 0 Scores Once a year = 1 Score More than once a year = 2 Scores	2
2.6	Initiate and organise environmental related activities (e.g. talks, seminar, biodiversity trails and workshops) to engage staff. None = 0 Scores Once a year = 1 Score More than once a year = 2 Scores	1
2.7	Supports a community organisation, local charity or NGO donating products (e.g. food drives or construction materials)	1
2.8	Has a formal program with a community organisation, local charity or NGO to donate used or unwanted resources (e.g. registration bags)	1
2.9	Has a structured partnership with a community organisation, local charity or NGO to donate F&B surplus when possible	1
2.10	Shares sustainability policy and/or code of conduct with staff regularly	1
2.11	Trains staff regularly on environmental awareness and sustainability (e.g. during induction)	1
Total:		14

3.0 Environment		
3	Criteria	Actual Score
3.1	Dashboard of environmental and social parameters	2
3.2	Energy Management Plan Clearly outline strategies and resources required to achieve energy efficiency targets None = 0 Score Outline Strategies for Targets Only = 1 Score Outline Strategies & Resources for Targets = 2 Scores	1
3.3	Achieve energy efficiency targets set from the previous year Did Not Achieve Target = 0 Scores Achieve Target = 2 Scores Not Applicable (N/A) for New Applicants	2
3.4	Electricity Monitoring system Utilise a system to monitor and report electricity consumption regularly	1
3.5	Water management plan Set quantifiable targets to optimise water efficiency within the next two years and communicate these targets to staff regularly None = 0 Score Set Quantifiable Targets = 1 Score Communicate Targets to Staff Regularly = 2 Scores Not Applicable (N/A) if no water use	1
3.6	Water Management Targets Clearly outline strategies and resources required to achieve water efficiency targets None = 0 Score Outline Strategies for Targets Only = 1 Score Outline Strategies & Resources for Targets = 2 Scores Not Applicable (N/A) if no water use	1
3.7	Achieve water efficiency targets set from the previous year Did Not Achieve Target = 0 Scores Achieve Target = 2 Scores Not Applicable (N/A) for companies with minimal water usage	2
3.8	Water Monitoring system Utilise a system to monitor and report water consumption regularly	1
3.9	Waste minimisation plan Set quantifiable targets to minimise waste within the next two years None = 0 Score Set Quantifiable Targets = 1 Score Communicate Targets to Staff Regularly = 2 Scores	2
3.10.	Clearly outline strategies and resources required to achieve waste minimisation targets None = 0 Score Outline Strategies for Targets Only = 1 Score Outline Strategies & Resources for Targets = 2 Scores	2
3.11	Waste Monitoring system Utilise a system to monitor and report waste generation regularly	1
3.12	Encourage digital mode of communication and documentation to save paper usage (e.g. notice board, email, online portal, Cloudshare)	1
Total:		17

Recommendations
<p>Your company has good knowledge about ESG and has a deep understanding of business sustainability practices. Review your plans and ESG factors to check if they are still meeting your short and long-term goals. Continue to communicate with your stakeholders on your sustainability journey. Your stakeholders' feedback are important to your long-term sustainability.</p>